

**EMBEDDED EDGE (A-TYPE)
WITH FLAT DRIP**

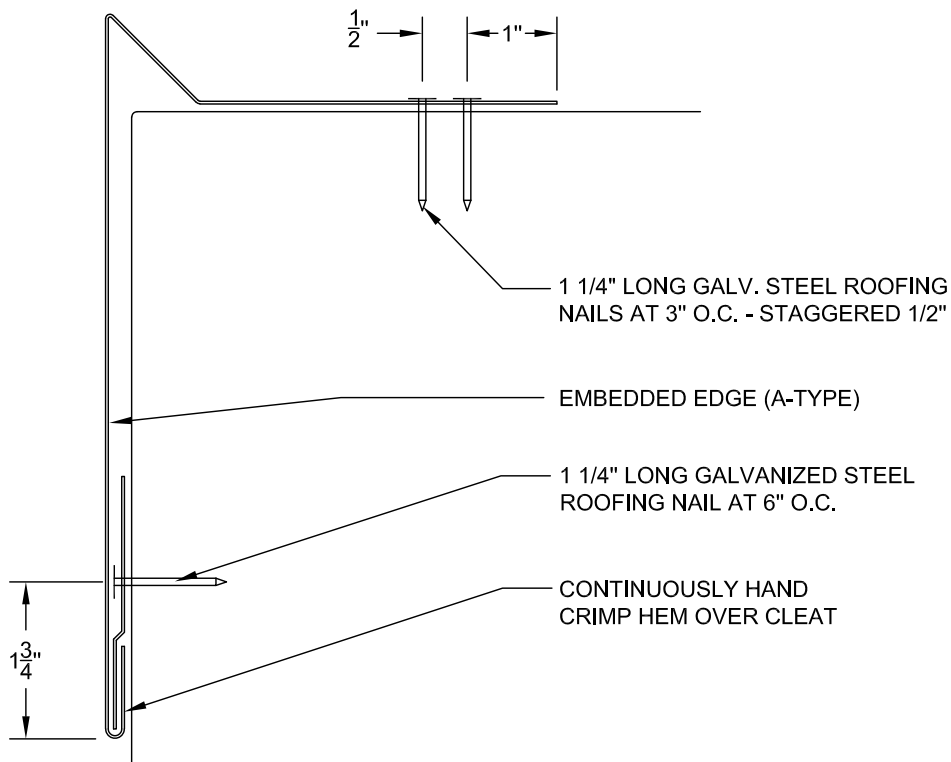
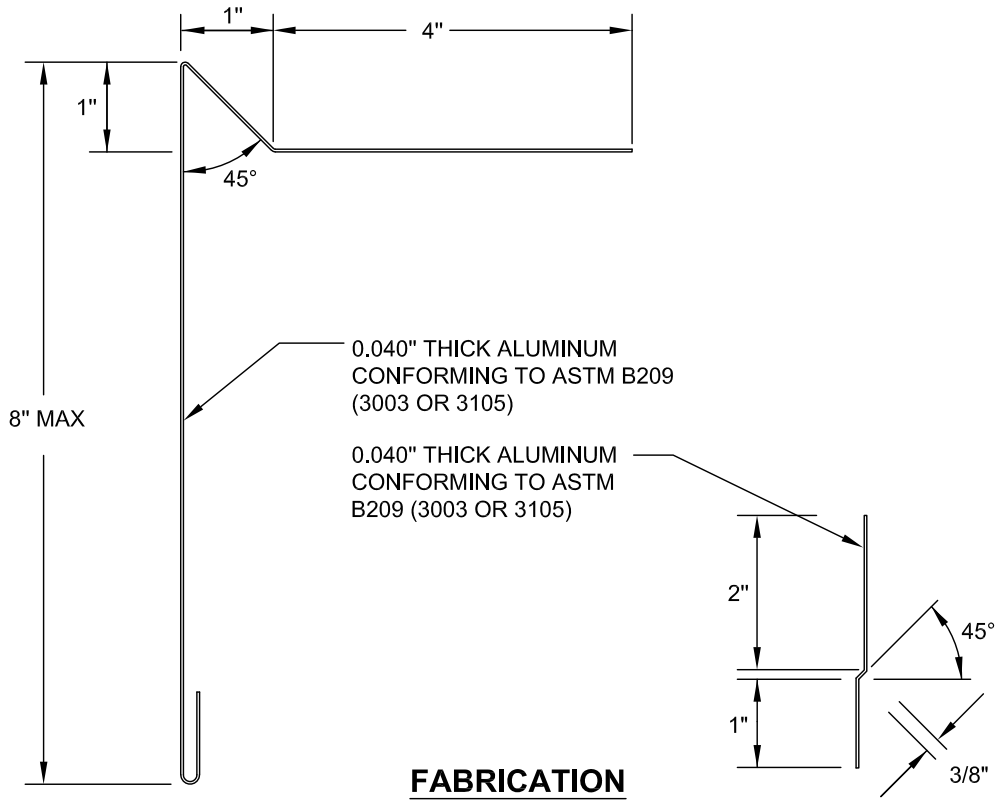
- 0.040" ALUMINUM
- 0.040" ALUMINUM CLEAT
- CONTINUOUS FRONT FACE CLEAT

**ANSI/SPRI ES-1
TESTED RESISTANCE**

390 LBS./SQ. FT.

UL-29

2/6/17






1515 Lake Wheeler Rd
Raleigh NC 27603
919-256-2270



NATIONAL ROOFING CONTRACTORS ASSOCIATION

THE NRCA ROOFING MANUAL CONSTRUCTION DETAIL EE-3	EMBEDDED EGDE (A-TYPE) <ul style="list-style-type: none"> .040" ALUMINUM .040" ALUMINUM CLEAT CONTINOUS FRONT FACE CLEAT 	ANSI/EPRI ES-1 TESTED RESISTANCE	UL-29
		390 LBS./SQ. FT.	2/16/17



Peak Metal Products is an Authorized
Fabricator of ANSI/SPRI ES-1 UL
Approved Edge Metal Products

Always Good Work

Peak Metal is a Division of
Baker Roofing Company

